



**PVD PRODUCTS.
QUALITY WITHOUT
COMPROMISE.**

*PVD PRODUCTS GUAR-
ANTEES THE HIGHEST
QUALITY IMAGES AND
ANALYSIS ON YOUR
SAMPLES.*

*LET OUR 20 YEARS EX-
PERIENCE IN SCANNING
ELECTRON MICROSCOPY
HELP YOU SOLVE YOUR
PROBLEMS.*



LOOK AT YOUR NEEDS

IN A DIFFERENT LIGHT!

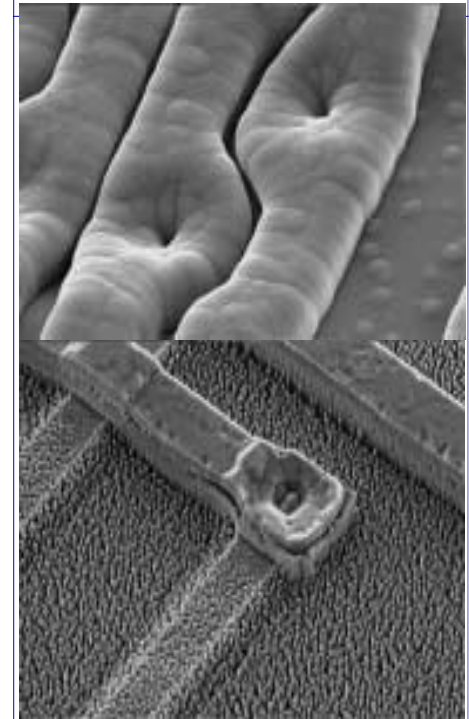
CALL TODAY FOR OUR
REASONABLE RATES.

PVD PRODUCTS INC.
231 ANDOVER ST.
WILMINGTON, MA 01887

PHONE: 978-694-9455
FAX: 978-694-9477
EMAIL: Sales@pvdproducts.com



**SEM IMAGING
AND ANALYSIS
TO CONTROL
ALL YOUR
PRODUCTION
NEEDS!**




TEL: 978-694-9455
FAX: 978-694-9477

SEM

IMAGING

EDS ANALYSIS




- STATE OF THE ART FIELD EMISSION SCANNING ELECTRON MICROSCOPE.
- SPECIALIZATION IN LOW VOLTAGE IMAGING OF UNCOATED SAMPLES.
- 40 ANGSTROMS RESOLUTION AT 1 KV 15 ANGSTROMS AT 15 KV.
- RAPID SAMPLE TURN-AROUND. 8 INCH SUBSTRATE CAPABLE MOTORIZED LOAD LOCK AND STAGE.
- COMPUTER CONTROL FOR ALL SEM FUNCTIONS.
- ADVANCED CD AND PARTICLE MEASUREMENT SYSTEM.

PVD'S STATE OF THE ART SEM UTILIZES A HIGHLY RELIABLE SCHOTTKY FIELD EMISSION GUN AND OPERATES AT VERY LOW VACUUM DUE TO A PATENTED PUMPING SYSTEM, FREE OF ANY CONTAMINATION, INSURING HIGH QUALITY IMAGES UNDER ALL CONDITIONS.


DIGITAL IMAGES CAN BE QUICKLY OBTAINED AT 640X480, 1280X960, 2048X1920 PIXELS, COVERING THE ACQUISITION OF IMAGES UNDER ALL CONDITIONS

WITH PVD'S SEM, DO THE FOLLOWING:

- MONITOR PRODUCTION QUALITY.
- EVALUATE FAILURES.
- TROUBLESHOOT AND FIND PRODUCTION PROBLEMS.
- EVALUATE PROCESS PARAMETERS.
- ASSIST R&D ON NEW PRODUCTS.



ENERGY DISPERSIVE X-RAY ANALYSIS IS ANOTHER ANALYTICAL TECHNIQUE THAT IS OFFERED AT PVD. OUR HIGH RESOLUTION IMAGES, COMBINED WITH THE POWER OF ELEMENTAL ANALYSIS, OFFERS A VALUABLE WAY TO MONITOR AND CONTROL PRODUCTION, AND IDENTIFY THE SOURCE OF PROBLEMS QUICKLY AND ACCURATELY.



PVD PRODUCTS INC.
231 ANDOVER ST.
WILMINGTON, MA 01887

PHONE: 978-694-9455
FAX: 978-694-9477
EMAIL: Sales@pvdproducts.com